



National Geographic Gemini

CAPACITY: 48 guests in 27 outside cabins.

REGISTRY: Ecuador. **OVERALL LENGTH:** 296 feet.

Fully equipped Galápagos expedition ship for 48 guests launching in March 2025.

PUBLIC AREAS: The Upper Deck features an outdoor shower, whirlpool hot tub with adjacent shaded seating area and a windowed fitness center and spa is perfect for relaxing. The outdoor café accommodates all guests in a single seating, and the expansive lounge hosts presentations and recaps, and features a well-stocked comfortable bar; Global Gallery and reception are all located on the Lounge Deck. Zodiac Boarding and gearing up area for snorkeling and excursions and the Dining Room with flexible seating for everyone aboard are located on the Marina Deck.

MEALS: Served in a single, unassigned seating in a sociable, informal atmosphere with Ecuadorian flair.

CABINS: All face outside with large windows, and feature single beds that convert to a queen, with private facilities and climate control, nightstands, desk, and storage. Three sets of cabins with a connecting door. 13 cabins have private balconies, including two suites with large private balconies, one suite with private jacuzzi on deck.

EXPEDITION EQUIPMENT: Zodiacs, glass-bottom boat, kayaks and stand-up paddleboards, snorkel gear and wetsuits for both adults and children, video microscope and underwater video camera.

SPECIAL FEATURES: Lindblad Expeditions-National Geographic certified photo instructor, shipboard doctor, National Geographic Global Explorers family program, snorkel and kayak instruction, Wi-Fi access, laundry service, Global Gallery.

WELLNESS: LEXSpa and fitness center, exercise classes, and wellness specialist.



From top: Whirlpool hot tub on Upper Deck; Outdoor Café.



Clockwise from above: Expansive lounge for presentations and recaps; private balcony with jacuzzi on deck in suite #601; Category 2 cabin, all can be set up as two twins or a queen. Image is for reference only. The final ship design will evolve following a multi-million-dollar renovation.

CATEGORY 1: Lounge Deck #411, 414, 415, 416 Forward cabins, outside facing with a large window.

CATEGORY 2: Lounge Deck #403-408, 410, 412 Outside facing with a large window.

CATEGORY 4: Bridge Deck #500-508 Outside facing with floor-to-ceiling glass doors, 50-square-foot balcony with seating.

CATEGORY 5: Upper Deck #602 Outside facing with floor-to-ceiling glass doors, 50-square-foot balcony with seating.

CATEGORY 6: Upper Deck #604 Forward facing with floor-to-ceiling glass doors, 195-square-foot forward-facing balcony with seating.

CATEGORY 7: Upper Deck #601 Forward facing suite with separate living room, two bathrooms, with floor-to-ceiling glass doors and 195-square-foot forward-facing balcony with seating and private jacuzzi on deck. Bedroom with 50-square-foot side balcony.

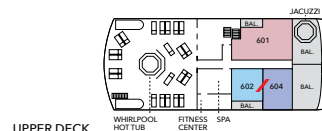
CATEGORY 2 SOLO: Lounge Deck #401 and 402 Outside facing with a large window.

CATEGORY 5 SOLO: Bridge Deck #509 Outside facing with floor-to-ceiling glass doors, 50-square-foot balcony with seating.

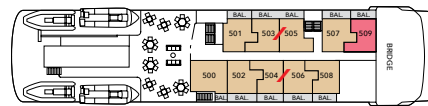
CONNECTING CABINS: #504/506, 503/505, 602/604

TRIPLE OCCUPANCY: #500, 503, 601, 604.

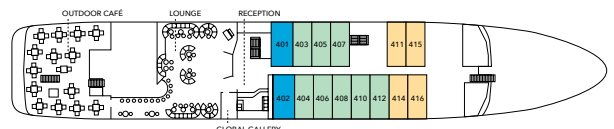
SHARED ACCOMMODATIONS: Shares can be arranged at the double occupancy rate in Category 1.



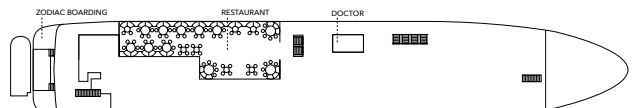
UPPER DECK



BRIDGE DECK



LOUNGE DECK



MARINA DECK

/ indicates adjoining cabins

SEE MORE ONLINE: Learn more about *National Geographic Gemini* at expeditions.com/gemini